



Geo-Mattress® Max, Plus and Pro


Category: Therapeutic Foam Mattresses



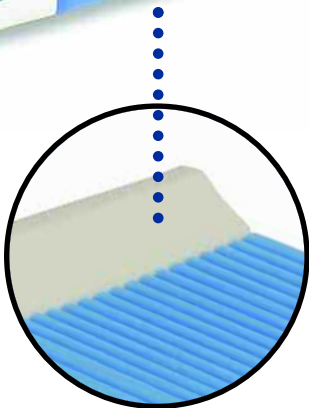
MAX



PLUS



PRO



PRO RP

Geo-Mattress® Max

The "Gold Standard"

Three-tier, zoned design makes it our finest Geo-Mattress offering. Luxurious visco-elastic "memory foam" foot section cradles and protects the heel. Firm perimeter bolsters for added safety.

Institutional Sizes

Item #	Description
MX7535-29	75"L x 35"W x 6"H
* MX7835-29	78"L x 35"W x 6"H
* MX8032-29	80"L x 32"W x 6"H
MX8035-29	80"L x 35"W x 6"H
MX8435-29	84"L x 35"W x 6"H

Consumer Sizes

Item #	Description
* MX7539-29	75"L x 39"W x 6"H Twin
* MX7554-29	75"L x 54"W x 6"H Full
* MX8060-29	80"L x 60"W x 6"H Queen
* MX8076-29	80"L x 76"W x 6"H King

Geo-Mattress® Plus

Performance...Plus!

Dual-layer, progressive-resistance design perfectly blends patient comfort and clinical effectiveness.

PL7535-29	75"L x 35"W x 6"H
* PL7835-29	78"L x 35"W x 6"H
* PL8032-29	80"L x 32"W x 6"H
PL8035-29	80"L x 35"W x 6"H
PL8435-29	84"L x 35"W x 6"H

* PL7539-29	75"L x 39"W x 6"H Twin
* PL7554-29	75"L x 54"W x 6"H Full
* PL8060-29	80"L x 60"W x 6"H Queen
* PL8076-29	80"L x 76"W x 6"H King

Geo-Mattress® Pro

Affordability and Effectiveness

Single layer, zoned construction delivers excellent value for budget-conscious facilities.

PR7535-29	75"L x 35"W x 6"H
* PR7835-29	78"L x 35"W x 6"H
* PR8032-29	80"L x 32"W x 6"H
PR8035-29	80"L x 35"W x 6"H
PR8435-29	84"L x 35"W x 6"H

* PR7539-29	75"L x 39"W x 6"H Twin
* PR7554-29	75"L x 54"W x 6"H Full
* PR8060-29	80"L x 60"W x 6"H Queen
* PR8076-29	80"L x 76"W x 6"H King

Also available: Geo-Mattress® Pro RP

All of the features of the Geo-Mattress® Pro with the added safety of our supportive Raised Perimeter to help prevent user injury.

Item # Description

PR7535RP-29	75"L x 35"W x 6"H center, 8"H side
PR8035RP-29	80"L x 35"W x 6"H center, 8"H side
PR8435RP-29	84"L x 35"W x 6"H center, 8"H side

*Allow up to 10 working days lead time for these sizes.

Weight limit:	400 lbs. (Max, Plus) 300 lbs. (Pro & Pro RP)
Warranty:	7 years, non-prorated (Geo-Mattress® Max) 6 years, non-prorated (Geo-Mattress® Plus) 5 years, non-prorated (Geo-Mattress® Pro & Pro RP)
Mattress Weight:	Approximately 24 lbs. (Max & Pro RP); 22 lbs. (Plus); 21 lbs. (Pro)

All models are fire barrier version (FBV) as indicated by "-29" suffix, denoting certified conformance to NFPA 101 (Life Safety Code); Cal Tech Bulletin #117; 16 CFR Parts 1632 and 1633; and BFD IX-11.

QUICK FACTS

Geo-Mattress Series

Primary Use:

- Prevention of Skin Breakdown

Patient Indications:

- General patient population
- Moderate - High Risk for skin breakdown (e.g., Braden score \geq 10)
- Decreased mobility
- Repositions frequently by self or caregiver

Key Advantages:

- Geo-Matt® anti-shearing surface
- Heel Slope®
- Hidden zipper for infection control